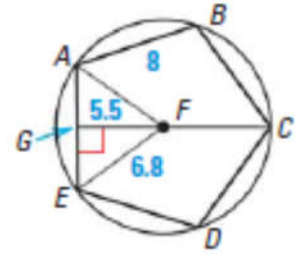


Area of Regular Polygons HW Worksheet

Name: _____

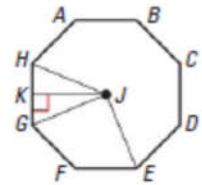
In # 1-4, use the diagram below to answer the questions.

1. Identify the **center** of the regular polygon ABCDE.
2. Name a **central angle** of the polygon. What is the measure of the central angle?
3. Name a **radius** of the polygon. How long is the radius?
4. Name the **apothem** shown in the diagram. How long is the apothem?

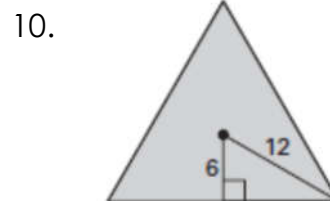
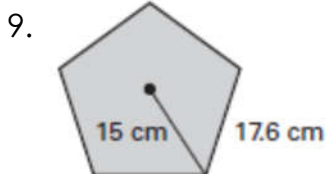


In #5-8, find the given angle measure for the regular octagon shown.

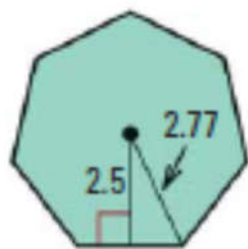
5. $m \angle GJH$
6. $m \angle GJK$
7. $m \angle GJF$
8. $m \angle EJG$



In # 9- 12, find the perimeter AND area of the regular polygon.



11.



12.

